

CAT4 Level A

Free Practice Test

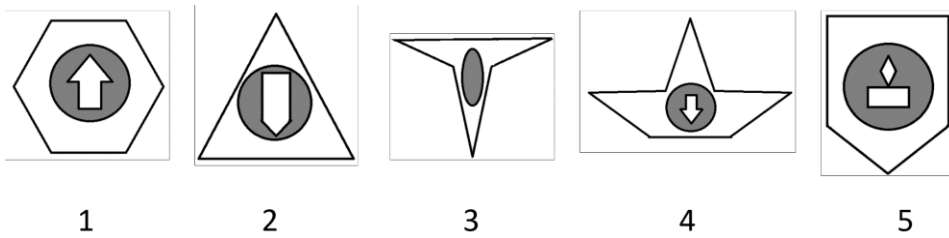
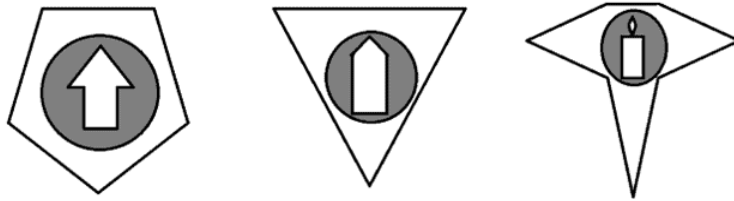
Downloadable Practice Test with Answers – Get a Feel for the Exam & Increase Your Chances of Scoring High

* The correct answers and explanations are located at the end of this PDF.

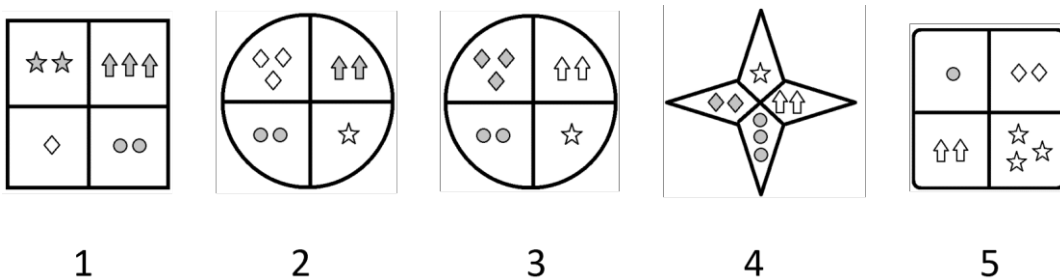

Part 1

#1 Figure Classification Question

Choose the answer that shares the same connection/characteristic as the three given images.

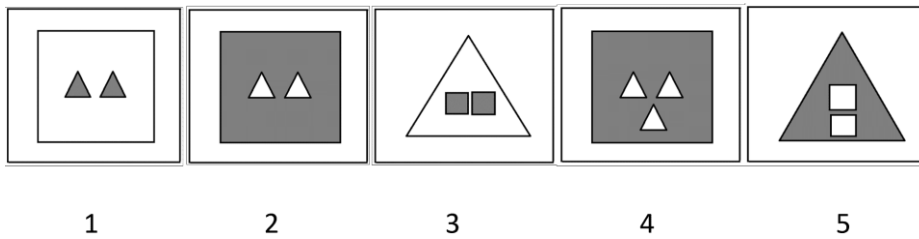
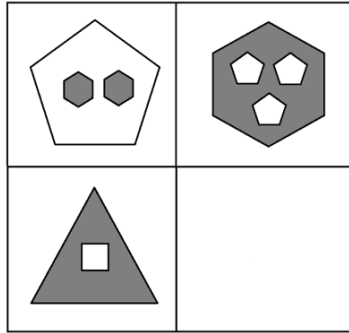


#2 Figure Classification Question

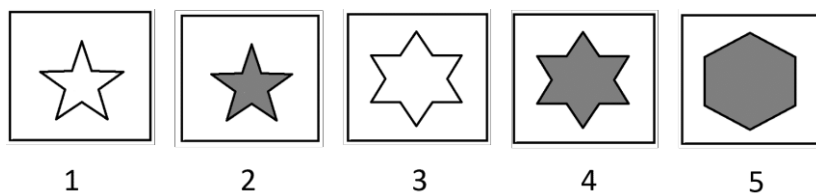



#3 Figure Matrices Question

Figure Matrix questions are either 2x2 or 3x3 matrices comprised of different pictures. In each row and/or column the pictures change the same way or follow the same rule. Choose an answer that goes in the empty box in the matrix following the same rule.



#4 Figure Matrices Question



Part 2

#5 Verbal Classification Question

Each question provides three words that are alike in some way. Decide how they are alike, and choose the word that belongs in the same group as the first three words.

bracelet | necklace | ring

1. jewelry
2. makeup
3. lipstick
4. earrings
5. accessories

#6 Verbal Classification Question

jacket | vest | shirt

1. shoes
2. pants
3. tie
4. sock
5. clothes

#7 Verbal Analogy Question

The first pair of words go together in a certain way. Choose the word that goes together with the third word similarly.

fuel: tractor :: electricity :

1. resource
2. power
3. expense
4. lamp
5. people

#8 Verbal Analogy Question

caterpillar: butterfly :: tadpole :

1. grass
2. pond
3. fish
4. bug
5. toad

#9 Number Analogy Question

Each question provides two pairs of numbers with a certain mathematical connection and another number that shares that connection with one of the answer choices. Find the missing number for the third pair.

[21 → 9] [44 → 32] [70 → ?]

1. 12
2. 31
3. 58
4. 62
5. 82

#10 Number Analogy Question

[25 → 6] [38 → 19] [83 → ?]

1. 9
2. 19
3. 62
4. 64
5. 74

Part 3

#11 Number Series Question

Each question provides a series of numbers with a rule. Use the rule to determine which number will come next in the series.

3.2 5.2 7.2 9.2 11.2 13.2 ?

1. 2
2. 2.2
3. 15
4. 15.2
5. 24.4

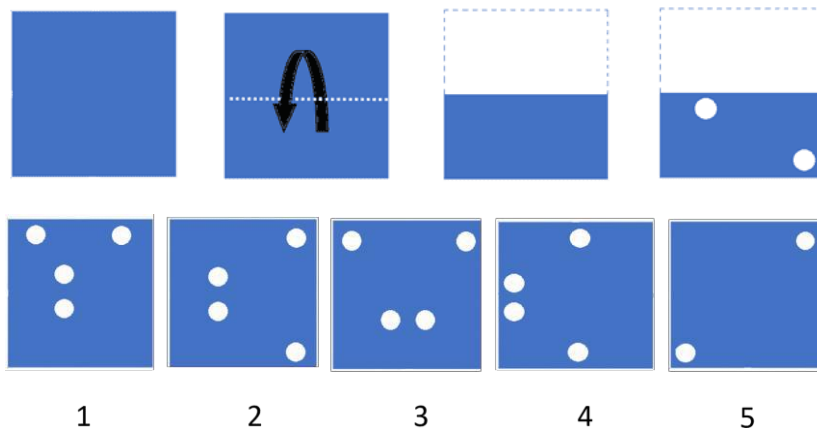
#12 Number Series Question

19 24 27 32 35 40 43 ?

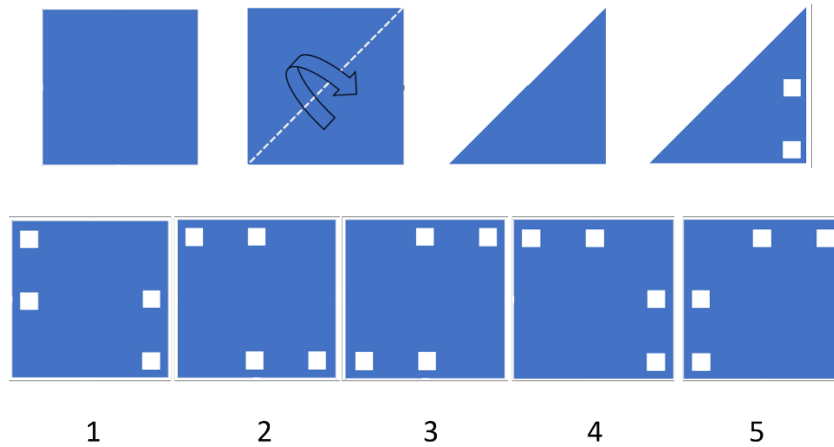
1. 3
2. 5
3. 44
4. 46
5. 48

#13 Figure Analysis Question

Each question shows a paper folded several times and then punched with holes. The answer choices contain unfolded papers with punched-in holes. You need to determine which of the answer choices is the final product of the unfolded punched-in paper.

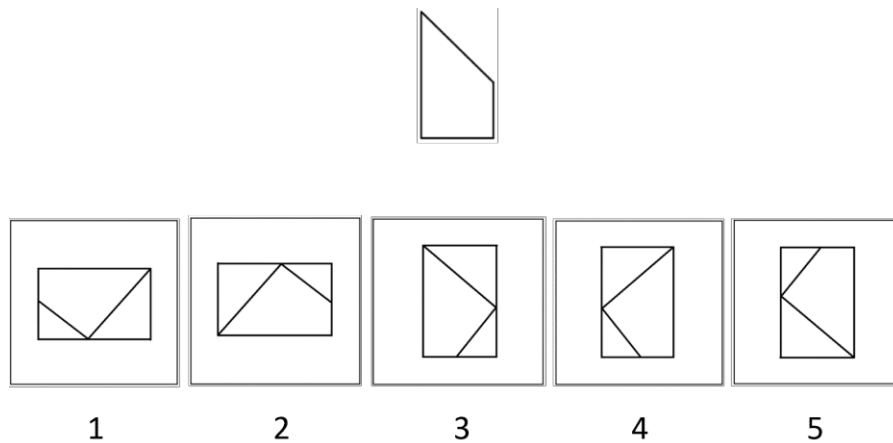


#14 Figure Analysis Question

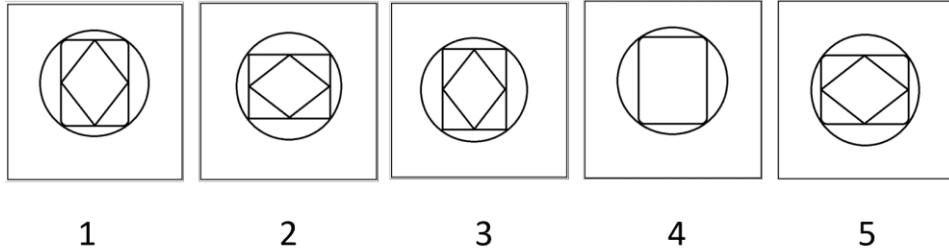


#15 Figure Recognition Question

Each question shows a shape alongside five answer choices containing complex designs. You must choose the design that contains the target shape in the same size, including each side in full.



#16 Figure Recognition Question



Keep practicing and boosting your child's skills!
[Click here to get instant access](#) to more practice resources for
CAT4 Level A – everything you need to help your child
prepare and excel.

If you've printed this PDF, simply search "**CAT4 Level A
Prepopedia**" on Google or your favorite search engine to find
all our expert resources.

Correct Answers & Explanations

#1 Figure Classification Question Explanation

The correct answer is 5.

The pattern in the three original figures is: the outer shape points downwards, the inner shape points upwards and the middle shape is a grey circle.

Option 2 is wrong, as the outer shape points upwards while the inner shape points downwards.

Option 3 is wrong, as there is no inner shape except the (pressed) circle. Option

4 is wrong, as the outer shape points upwards while the inner shape points downwards.

Only option 5 is correct, as the outer shape points downwards, while the inner shape points upwards having also a grey circle in between.

#2 Figure Classification Question Explanation

The correct answer is 2.

The pattern in this question is as follows: All figures are different, but all of them are divided into four sections, where each section contains stars, diamonds, arrows, or circles. The shapes in the opposite sections have the same color. Moreover, the total number of shapes in the opposite sections is always the same (4).

The only option that meets all these requirements is the 2nd one.

#3 Figure Matrices Question Explanation

The correct answer is 1.

Looking at the first row, it is clear that the outer (big) shape becomes the inner (small) shape and vice-versa. Moreover, the number of inner shapes increases by 1. The color of the shapes does not change but since the smaller ones become bigger and vice-versa, the colors in the whole figure swap in respect to the other figure of that row.

The only option that fits this description is the 1st one.

#4 Figure Matrices Question Explanation

The correct answer is 4.

The pattern that connects the elements of each row is the following: the lines in the middle box represent sides to be added to the first shape to obtain the third one. Moreover, the color of the third shape changes with respect to the first one (grey to white or vice-versa).

The only option that fits this description is the 4th one, as it must contain a shape with $8 + 4 = 12$ sides (a six-point star).

The answer is, therefore, 4.

The correct answer is (D) - earrings. Bracelets, necklaces, and rings are all jewelry. Earrings are also jewelry.

#6 Verbal Classification Question Explanation

The correct answer is (C) - tie. A jacket, a vest, and a shirt are all worn above the waste. A tie is also worn above the waste.

#7 Verbal Analogy Question Explanation

The correct answer is (D) - lamp. A tractor uses fuel. A lamp uses electricity. The first word in the pair shows something the second word or noun requires to work.

#8 Verbal Analogy Question Explanation

The correct answer is (E) - toad. A caterpillar turns into a butterfly. A tadpole turns into a toad. In this case, the first word (a noun) is an earlier stage of the second word (a noun) before metamorphosis occurs. Metamorphosis is a process some animals go through to become adults.

#9 Number Analogy Question Explanation

The answer is 58.

Look for the pattern in the first series of numbers. We get from 21 to 9 by subtracting 12 (the pattern is -12).

Likewise, we get from 44 to 32 by using the same pattern (rule) -12.

The next series of numbers should follow the same pattern, meaning that the rule between 70 and ? should be -12 as well: $70 - 12 = 58$, meaning that the correct answer will be 58.

#10 Number Analogy Question Explanation

The answer is (D) - 64.

Look for the pattern in the first series of numbers. We get from 25 to 6 by subtracting 19 (the pattern is -19).

Likewise, we get from 38 to 19 by using the same pattern (rule) -19.

The next series of numbers should follow the same pattern, meaning that the rule between 83 and ? should be -19 as well: $83 - 19 = 64$, meaning that the correct answer will be 64.

#11 Number Series Question Explanation

In this series, every number is larger than the previous number by 2.0 (or 2). The pattern is: **+2, +2, +2, ...**

The last number in this series is 13.2, so the next number should be larger than 13.2 by 2:

$$13.2 + 2 = 15.2$$

Therefore, **15.2** is the correct answer.

#12 Number Series Question Explanation

The correct answer is (E) - 48.

In this series, the pattern is as follows: first, 5 is added, then 3 is added; then 5 again, then 3, and so on.

The pattern is: **+5, +3, +5, +3, ...**

The last two numbers in the series are 40 and 43, where 43 is larger than 40 by 3, so the next number in the series should be larger than 43 by 5.

$$43 + 5 = 48$$

#13 Figure Analysis Question Explanation

The correct answer is 2.

- First, the square was folded in half from the top to the bottom.
- Then, **two holes** were punched in the folded paper: one on the left part close to the crease and the other near the bottom right corner.
- Since the paper was folded in half **once**, the holes were punched through **two layers** of paper close to each other near the middle part.
- Therefore, when the paper is unfolded, it will have **four holes**: 2 holes x 2 layers = 4 holes: two are near the central part slightly on the right, near the crease close to each other, and two other holes away from each other near the right corners (one on the top-right corner and the other near the bottom-right corner, close to the vertices).

Therefore, the correct answer is 2.

#14 Figure Analysis Question Explanation

The correct answer is 4.

- First, the square was folded diagonally **in half** from the top-left to the bottom-right corners.
- Then, **two square-shaped holes** were punched in the folded paper: one near the bottom-right corner, away from the crease, and the other near the right edge at the middle, away from the crease.
- Since the paper was folded in half **once**, the holes were punched through **two layers** of paper. After unfolding the paper diagonally, the two additional holes will make one-quarter rotation anticlockwise (90 degrees), as illustrated in option 4.

#15 Figure Recognition Question Explanation

The correct answer is 3.

The original figure is a kind of rectangle with a right triangle on top of it, without the common side. The left side of the two figures lies in the same direction. (Or you can consider it a right trapezoid rotated by one-quarter clockwise). You must carefully understand which option also fits this shape's orientation.

Do not get confused by the extra shapes mixed with the correct ones.

Thus, from a careful look, it is clear that the only figure in the options that fits the above description is the 3rd one; it just has an extra line in it.

#16 Figure Recognition Question Explanation

The correct answer is 5.

The original figure is a diamond with smooth (not sharp) edges. The diamond's width is more than its height. When choosing the option, you must be careful to understand which option fits the orientation and the size of this shape.

Do not get confused by the extra shapes (such as the circle or the normal diamond) mixed with the correct one.

Thus, from a careful look, the only figure in the options that fits the above description is the 5th one.

Keep practicing and boosting your child's skills!

[Click here to get instant access](#) to more practice resources for **CAT4 Level A** – everything you need to help your child prepare and excel.

If you've printed this PDF, simply search "**CAT4 Level A Prepopedia**" on Google or your favorite search engine to find all our expert resources.